

Date: _____


Name: _____

How to Build a Boat

This activity was created by Gagan.

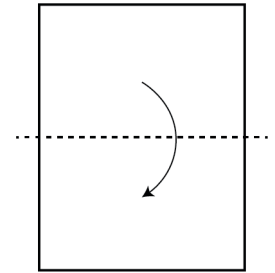
More instructions? Yay! Isn't following instruction the most fun thing to do? Well I guess it's all I can do.... But I love it!

Follow the instructions below to build your own boat. The only materials you will need are: a piece of paper, and some markers or pencil crayons.



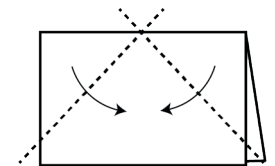
STEP 1

Fold the paper in half.



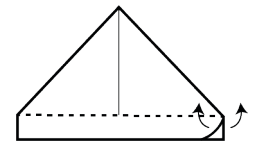
STEP 2

Fold the corners to the center.



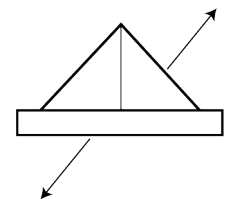
STEP 3

Fold up the bottom flaps on both sides.



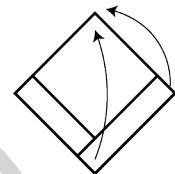
STEP 4

Pull the bottom out and push the sides together.



STEP 5

Fold the front and back sides up

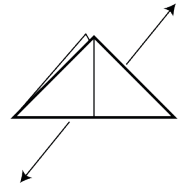


Date: _____

Name: _____

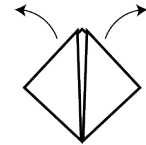
STEP 6

Pull the bottom and and push the sides together (like step 4).



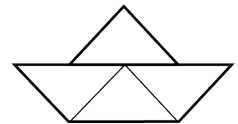
STEP 7

Pull apart the sides.



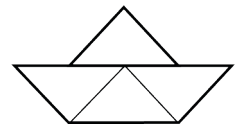
STEP 8

Make sure the boat is open on the bottom.



STEP 9

Decorate your boat.



Fun Fact: Sailboats move using the same forces as the wings on planes! The sails on top and the keel on the bottom generate a 'lift' force that help the boat move forward!

