

Date: _____


Name: _____

Use, Then Replenish


This activity was created by Brandi.

Below are just a few of the materials we use daily that come from natural resources. When we use these things, we need to replenish or replace what provided us with the material! For example, if you pick a flower from the ground, you should plant a seed so another flower will grow in its place! Beside each material, write what can be done so we can make more of it.

Paper



Wood



Water



Date: _____


Name: _____

Window

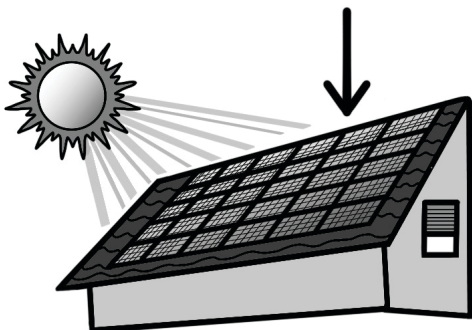


Hint: glass is made from sand!

Windmill



Solar panels



Date: _____

Name: _____

Plant



Did you have a hard time answering a few of these? That's because some of these cannot be replenished, once used, the resource is gone. Others rely on a resource that cannot be fully used up.

Which of these do you think we cannot replace? These are called **non-renewable resources**.

-
-
-

Which do you think cannot be used up? These are called **renewable resources**.

-
-
-

Awesome job! You used logical thinking and sorting to decide which resources are renewable and which are non-renewable. These are essential skills in computer science!

