

Date: _____

Name: _____

Parts of a Tree (Part 1)

This activity was created by Amelia.

Let's learn about the parts of a tree! The tree below has come apart. To put the tree back together, in order from top to bottom, write the number of the correct tree part name in the blanks under each image of a part.

1 = Crown

2 = Branches

3 = Trunk



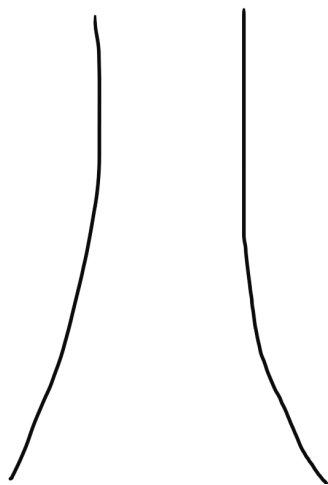
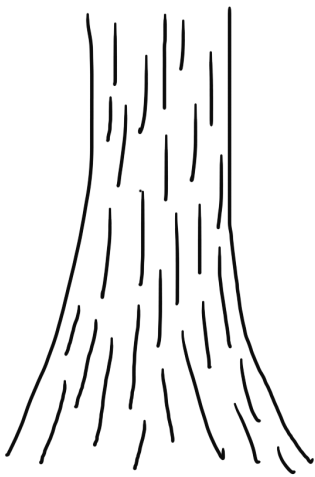
4 = Bark

5 = Leaf

6 = Needle

7 = Seed

8 = Roots



Date: _____

Name: _____

Parts of a Tree (Part 2)

Yay, you put the tree back together! Now colour the parts of the completed tree below using the following rules:

1 = green

2 = brown

3 = brown

4 = brown


5 = green

6 = black

7 = yellow

8 = brown

Hint: Use the activity on the Page 1 to help you!



Hi! Esiw here! When machines like me follow “code”, it’s important that the code is ordered properly! Just like what you made sure happened in Part 1!

