

Date: \_\_\_\_\_

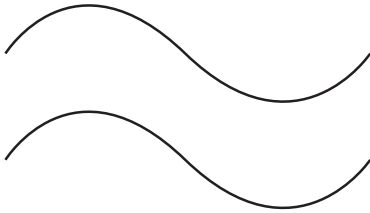
Name: \_\_\_\_\_

## Wave Maze

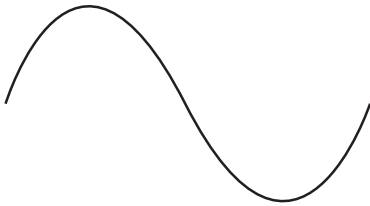
This activity was created by Brandi

Find your way through the sound wave maze, but watch out for destructive waves! If the waves are touching at any point that is a dead end.

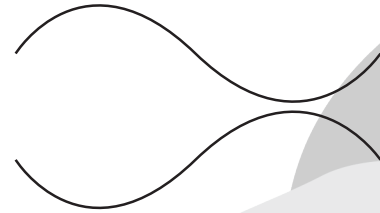
The waves are **constructive** if they are in the **same phase** (they line up):



This is like doing **wave addition**: the sounds add together, making the wave TALL and the music LOUD.




The waves are **destructive** if they are in **different phases** (they don't line up):



This is like doing **wave subtraction**: the sounds cancel each other out, making the wave small and the sound quiet. If the waves cancel completely, there will be no sound.



START



FINISH