


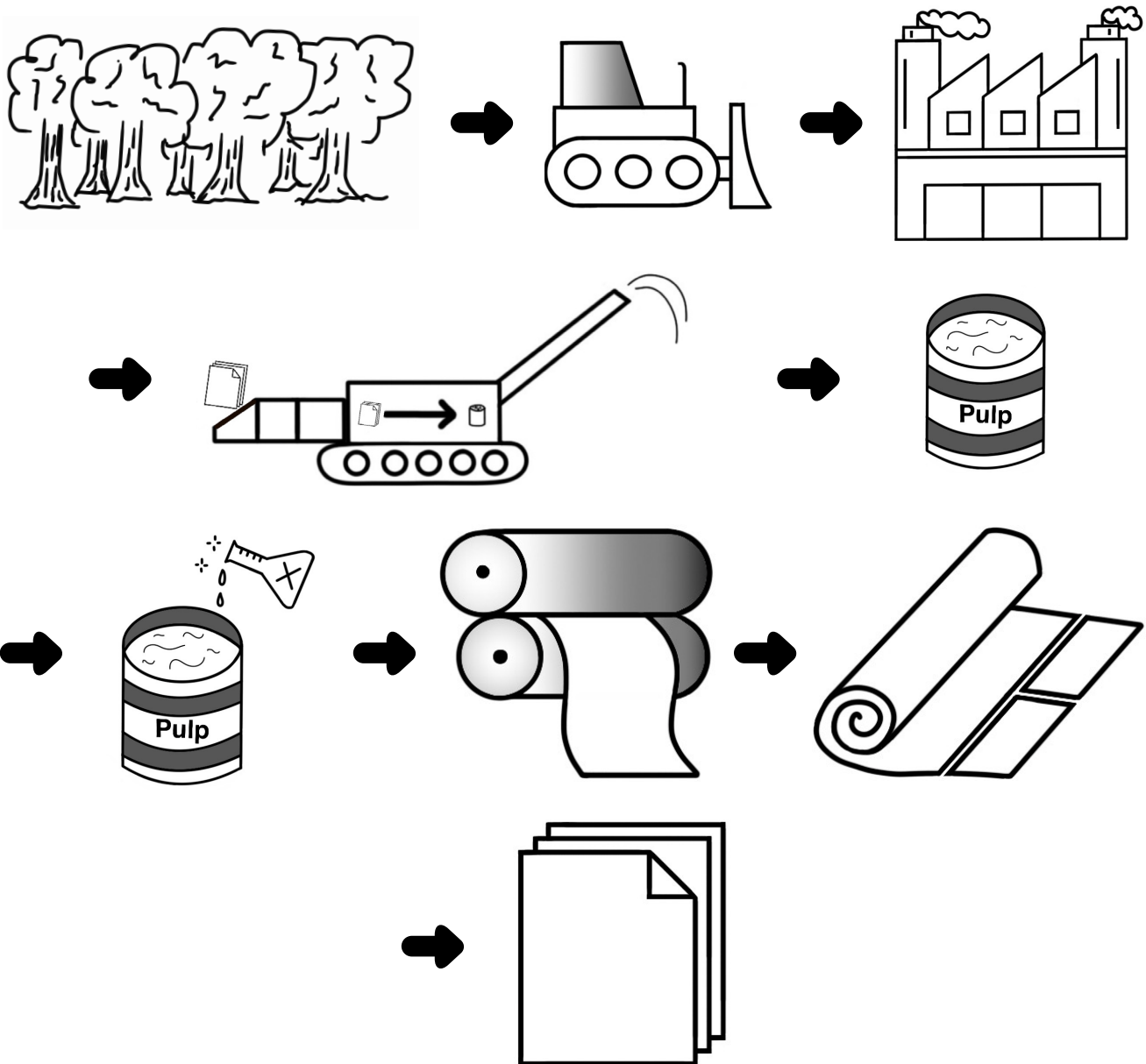
Date: _____

Name: _____

How to Make Paper: Trees to Paper!

This activity was created by Amelia.


Did you know that the paper in your hand used to be a tree? The pictures and arrows below show the steps for making paper!



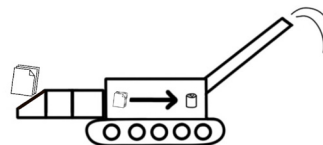


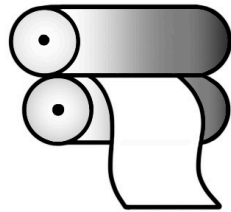
The steps to make paper are like an **algorithm** for making paper. An **algorithm** for a machine like me is a set of instructions I have to follow.

How to Make Paper: Recycled Paper to Paper! (Part 1)

When paper is recycled, the steps form a cycle! Cut the icons out below and glue them into the matching circles that do not already have an image in the cycle on page 11 to complete the **algorithm** for recycled paper.



An **algorithm** that has to be repeated over and over again, like the paper cycle, is called a **loop** in coding!



This page is intentionally left blank, because the previous page is meant to be cut up.

Date: _____

Name: _____

How to Make Paper: Recycled Paper to Paper! (Part 2)

